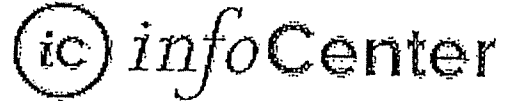




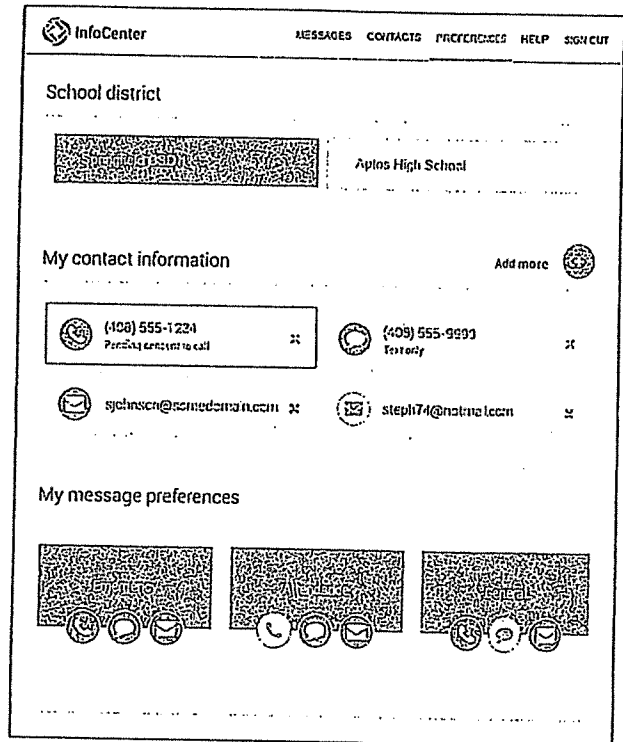
Introducing InfoCenter™

InfoCenter is a free application which assists parents and guardians in personalizing how they receive communications from your school, as well as provide a centralized repository for all the voice, text and email messages you send to them.




How does it work?

As a SchoolMessenger Communicate customer, your account has free access to InfoCenter by default. Anyone with a student enrolled in your school can easily create a secure and verified account using the email address on file with your school(s). Once logged in, the parent or guardian will be able to view any messages sent to phones or email addresses which are associated with the same record as the email address they used to create their account. They can also see a list of all schools, students and the contact information (such as phone numbers, text message numbers and email addresses) currently associated with that email.



Your SchoolMessenger Communicate account settings can be configured to give parents and guardians a variety of other options as well:

- View all students and schools which are associated to them.
- Add or delete phone numbers, text message numbers and email addresses.
- Select which types of broadcasts they would like to receive/not receive on certain points of contact (ie. General, Attendance, Emergency).
- Select whether phones will receive voice calls or text messages, or both.
- Provide or revoke consent for their phone numbers.





How do my recipients access InfoCenter?

InfoCenter is available over the web on PC or Mac at <https://infocenter.schoolmessenger.com>, or recipients can download the mobile app from Google Play or the Apple App Store.

Signing up is easy. Just ask your recipients to use the *email address on file with your school* and follow these three steps:



Download Link



Download Link

1. Click the Login Button on the top of the web page, or download the InfoCenter App from the Apple App Store or Google Play Market.
2. Enter your email address and create a password. An email will be sent to that address with a secure token.
3. After authenticating via their email, they return to InfoCenter and sign in using that email and password.


SchoolMessenger customers with a SchoolMessenger Custom Mobile App may also find InfoCenter directly in their schools app.

Note: Certain features of InfoCenter are currently not available in the mobile app versions. Please visit the web version for full access to all features.

Is InfoCenter secure?

The sign-up process creates a secure link between the user and SchoolMessenger. InfoCenter operates with the latest encryption technology to protect access to stored information.

SchoolMessenger is also a signatory of the Student Privacy Pledge, which requires us to adhere to 12 stringent data protection standards as a further assurance of our commitment to protecting your data.



studentprivacypledge.org

Training - Questions?

Open web-based training sessions for school administrators are available at schoolmessenger.com/training/communicate-webinars, or email training@schoolmessenger.com to schedule a personalized session.

If you have questions regarding InfoCenter, or would like additional information, please contact us.

SchoolMessenger Support

888-527-5225

support@schoolmessenger.com